

**PCO<sup>®</sup>**

**16 CELLS OFFICE SERIES**



**MODELS IN SERIES**





## 16 CELLS OFFICE SERIES



### GENERAL INFORMATIONS

Light Source	PLL
Main Voltage	220-240V AC , 50-60Hz
Control Gear	ECG Dimming ECG (Optional)
Sensor intergration	Motion Sensor (Optional)
Connection	Push-in connector
Color Rendering Index (Ra)	>80
Lampholder Material	Polycarbonate
Housing Material	0.5mm Cold Rolled Steel sheet
Louver Material	0.4mm High Purity Anodized Aluminium (Cell Type)
Housing Finishing	Epoxy powder coating
Mounting	Recessed
Glare Control Classification	Low Glare (CIBSE CAT. 2 complied)
Luminaire Classification	Class 1
Ingress Point	IP 20
Ambient temperature	45°C
Approval	SIRIM, Energy Comminssion (ST)
Warranty	2 years

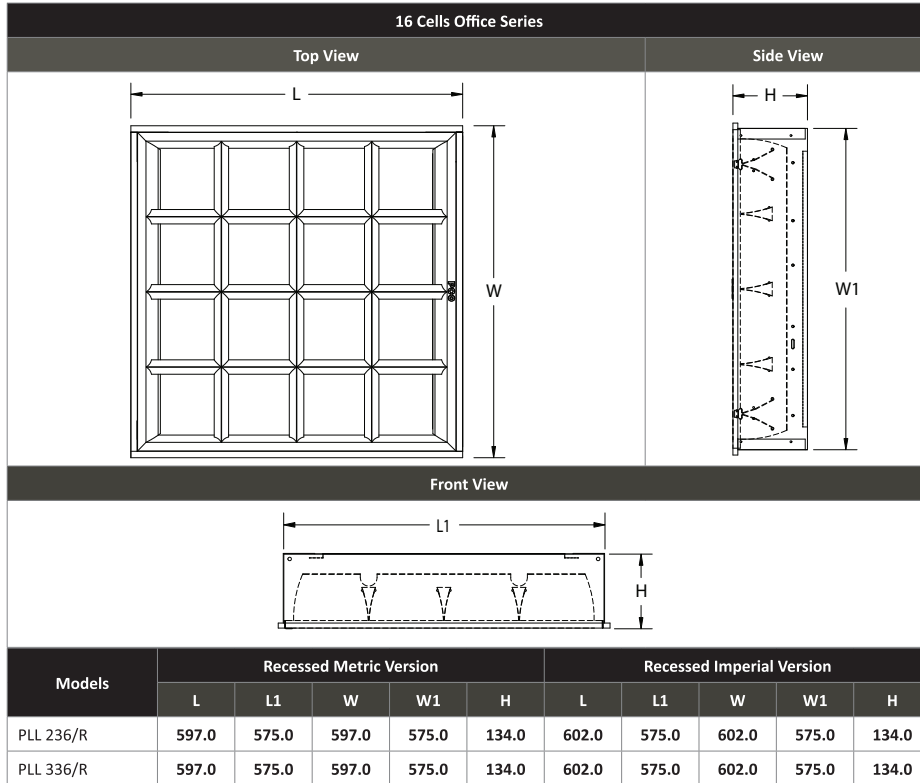
### MODEL INFORMATIONS

Models	Lamp Type	Number of Lamps	Lamp Power (W)	Lamp Holder	Power Factor	Weight (Kg)	Packing (Unit/Box)	Delivery
PLL 236/R	PL-L	2	36W	2G11	0.9	7.62	1	M
PLL 336/R	PL-L	3	36W	2G11	0.9	8.60	1	M

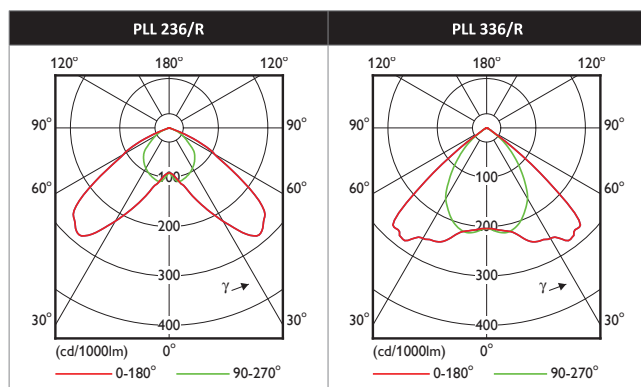
OPTIONS



DRAWINGS



















































POLAR INTENSITY DIAGRAM



# ICONS IN THIS CATALOG

## PRODUCT HIGHLIGHT

	PCO LINEAR LED SYSTEM (PLS)		HANGING TYPE ACCESS		MAX.-3M OF IGNITION DISTANCE
	EPOXY POWDER COATING		M16 LAMP		AUXILARY LIGHTING DEVICE
	CAT. 2		LONG LIFETIME		EASY TO INSTALL
	COLD ROLLED SHEET		LED INDICATOR		HEAT SINK
	UNIVERSAL CEILING BRACKET		TWIST TO LOCK		POLYCARBONATE LAMPHOLDER
	PUSH TO TEST BUTTON		BATTERY		KEY LOCK OR PAD LOCK OPTIONS
	PUSH IN TYPE CONNECTOR		MAINTAINED MODE OPERATION		NON-MAINTAINED MODE OPERATION
	DIE CAST ALUMINIUM		WIRE GUARD		POLYMER PLASTIC INDIRECT REFLECTOR
	HIGH QUALITY ANODISED ALUMINIUM LOUVRE		HAMMER TONED ALUMINIUM REFLECTOR		VARIOUS REFLECTOR OPTION
	STUCCO EMBOSSED ALUMINIUM REFLECTOR		RIBBED ALUMINIUM CROSS BLADE		PRISMATIC DIFFUSER
	PYRAMID SHAPE DIFFUSER		METAL & ALUMINIUM		CHROME TYPE CAP SCREW
	ADJUSTABLE M8 SCREW TYPE STUD		HEAT PROOF TEMPERED GLASS		SCREWLESS TOP COVER
	M10 HANGING HOOK		POLYCARBONATE HINGE LOCK		STAINLESS STEEL RETAINER CLIP
	SILICON RUBBER GASKET		IP RATING		SLIM TYPE CASING
	SEPARATED CONTROL GEAR TRAY		ELECTRONIC CONTROL GEAR		REMOVABLE CONTROL GEAR
	CONTROL GEAR		VARIOUS DIFFUSER OPTION		'V' TYPE LOUVRE LOCKING CLIP



DIPPED IN HIGH QUALITY VARNISH



WINDOW TYPE CONTROL GEAR ACCESS



STAINLESS STEEL ALLEN KEY



PURE COPPER COIL



H SILICON STEEL STACK ('C' & 'T')



H SILICON STEEL STACK ('E' & 'I')



HIGH POWER POLYESTER FILLED RESIN



PURE ALUMINIUM DEEP DRAWN CANOPY



NO 'ZEBRA' EFFECT



TOP ACCESS MAINTENANCE



FULL BOWL REFLECTOR



AERO DYNAMIC DESIGN

### OPTIONAL GEAR



DIMMING CAPABILITY



SMART SENSOR



MOTION SENSOR



DALI SYSTEM

### PRODUCT APPLICATION



BANK



COMPUTER LAB



BRIDGE



COVE LIGHT



CYCLE PAVEMENT



FACTORY



ELEVATOR



FENCING



FUEL STATION



STADIUM



GALLERY



GARAGE



GARDEN



TERMINAL



HIGHWAY



RESIDENTIAL



HOTEL



HYPERMARKET



LAB



LIBRARY



WAREHOUSE



MEETING ROOM



MONUMENT



MULTI PURPOSE HALL



OFFICE



PARKING YARD



SUBWAY



SCHOOL



SECURITY OFFICE



SHOP



SHOW ROOM



SPORT COMPLEX



FUTSAL



GYMNASIUM



TENNIS COURT



PLAYGROUND